

Which PPE?

Droplet + Contact

- Routine patient care
- History and physical exam
- COVID-19 triage
- COVID-19 screening with NP swabbing
- Patient transport (if no Aerosol Generating Medical Procedures)

Routine Airborne + Contact

- CPR + BVM Ventilation
- Runner RN for CODE-19
- CPAP, BIPAP, High-flow nasal cannula (Optiflow)
- Nebulized therapy
- Open Airway Suctioning
- Breaking closed ventilation systems (intentionally or unintentionally)

Airway Management PPE

- ED Intubation Team (1 MD, 1 RT, and 1 RN)
- Anesthesia Airway Team (Anesthesiologist and Anesthesia assistant)

WHAT DO YOU NEED TO WEAR?

- Surgical mask + goggles (or faceshield)
- Reusable yellow gown
- Non-sterile nitrile gloves pulled over gown cuffs with as much overlap as possible (single pair)



- N95 mask + goggles (or faceshield)
- Bouffant
- Reusable yellow gown
- Non-sterile nitrile gloves pulled over gown cuffs with as much overlap as possible (single pair)





Please see appropriate Type I and Type II donning posters and watch videos in your email

****Type I and Type II are equivalent****



SPH ED COVID-19 INTUBATING PPE (TYPE 1)

DONNING



- 1) Hand Hygiene (HH)**
 - 2) N95**
 - 3) Goggles**
 - 4) Procedure mask + face shield**
-

- 5) Bouffant**
 - 6) Surgical Hood**
 - 7) Extended Gloves (1st pair)**
-


- 8) Surgical Gown**
 - 9) Knee-high shoe covers**
 - 10) Extended Cuff Gloves (2nd pair)**
-

- 11) Oversize Nitrile Gloves (3rd pair)**

Donning complete

****Remember: Don PPE in
PAIRS****

DOFFING/REMOVING



Final steps occur outside ante room

DOFFING

- 1) Remove external gloves
 - 2) HH inner gloves
 - 3) Remove knee-high shoe covers + HH
-

- 4) Remove gown with outer pair of gloves
 - 5) HH + Remove Faceshield
-

- 6) HH + Remove surgical hood
 - 7) HH + Remove Bouffant
 - 8) HH + and remove goggles
-

- 9) HH + Remove final pair of gloves
- 10) HH + Leave Ante Room
- 11) HH + Remove N95

**** Proceed to Shower ****

SPH ED COVID-19 INTUBATING PPE (TYPE 2)

DONNING



- 1) Hand Hygiene (HH)**
 - 2) Don N95**
 - 3) Don Versagown**
 - 4) Don Goggles**
-

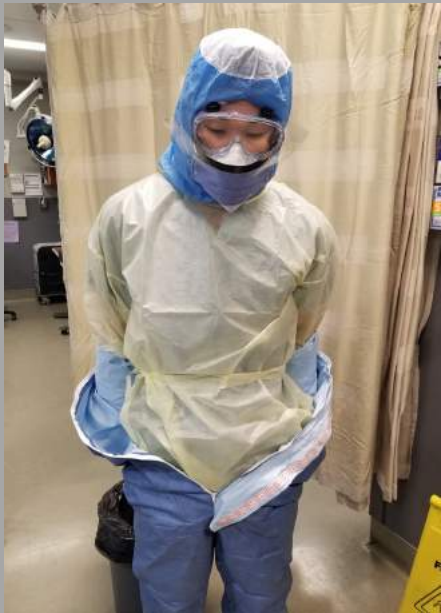
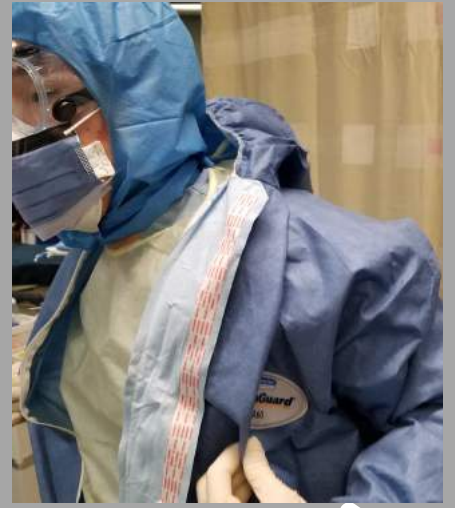
- 5) Don procedure mask +
faceshield**
 - 6) Don Bouffant**
 - 7) Don Surgical Hood**
-

- 8) Don Surgical Gloves (over
cuff of gown)**
 - 9) Don Coveralls**
 - 10) Don 2nd pair surgical gloves**
 - 11) Don Oversize Nitrile Gloves**
-

Donning complete.
****Remember don PPE in
PAIRS.****

SPH ED COVID-19 INTUBATING PPE (TYPE 2)

DOFFING/REMOVING



HAND HYGIENE (HH)

- 1) HH + Remove external gloves**
 - 2) Wash inner gloves**
 - 3) Unzip coveralls, flip over shoulders**
-

- 5) Pull coveralls down to legs**
 - 6) Step out of coveralls**
 - 7) Remove coveralls + gloves simultaneously**
-

- 8) HH and remove faceshield**
 - 9) Remove surgical hood**
 - 10) Remove Bouffant**
-

- 11) Remove goggles (do not touch front)**
- 12) Remove Versagown**
- 13) Remove N95.**

WASH HANDS.

**** Proceed to Shower ****